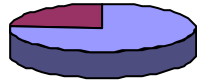


No parking questionnaires given out

Delivered to residents, 30, 24%

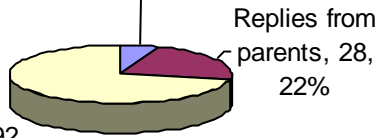


Delivered to parents, 97, 76%

- Delivered to parents
- Delivered to residents

No parking questionnaire replies received

Replies from residents, 7, 6%

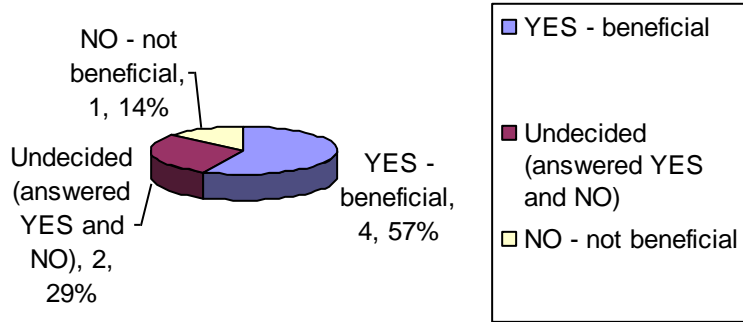


No reply, 92, 72%

Replies from parents, 28, 22%

- Replies from residents
- Replies from parents
- No reply

No Parking questionnaire resident outcome



No Parking questionnaire parent outcome

